

Commission test report

Report No.: GZES151101352931

Date: 2015-11-12

The following sample(s) was/were submitted and identified on behalf of the client as:

Applicant: Shenzhen Brillloop Lighting Co., Ltd.
6F, B6 Building, Junfeng Industrial Park, Yonghe Road, Fuyong, Baoan District,
Shenzhen, Guangdong, China

Manufacturer: Same as applicant

Testing location/address: SGS-CSTC Standards Technical Services Co., Ltd. - E&E Lab Guangzhou
198 Kezhu Road, Sciencetech Park, Guangzhou Economic & Technology
Development District, Guangzhou, Guangdong, China 510663

The standards: According to the client's requirement
IES LM-79-08

Test item description: LED Floodlight

Trade Mark: **Brilloop**

Model/Type for test: BLP-FL150W05(4000 K)

Ratings: 100 - 240 Va.c., 50/60 Hz, 150 W

Test result : See the result in page 3

Remark: This is the commission test report.
Throughout this report a comma (point) is used as the decimal separator.
When determining for test conclusion, measurement uncertainty of tests has
been considered.



Karen Xie
Reviewer
E&E Safety Laboratory

Tim Ding
Project Engineer

This document is issued by the Company subject to its General Conditions of Service, available on request or accessible at <http://www.sgs.com/en/Terms-and-Conditions.aspx> and, for electronic format documents, subject to Terms and Conditions for Electronic Documents at <http://www.sgs.com/en/Terms-and-Conditions/Terms-e-Documents.aspx>. Attention is drawn to the limitation of liability, indemnification and jurisdiction issues defined therein. Any holder of this document is advised that information contained hereon reflects the Company's findings at the time of its intervention only and within the limits of Client's instructions, if any. The Company's sole responsibility is to its Client and this document does not exonerate parties to a transaction from exercising all their rights and obligations under the transaction documents. This document cannot be reproduced except in full, without prior written approval of the Company. Any unauthorized alteration, forgery or falsification of the content or appearance of this document is unlawful and offenders may be prosecuted to the fullest extent of the law. Unless otherwise stated the results shown in this test report refer only to the sample(s) tested and such sample(s) are retained for 30 days only.

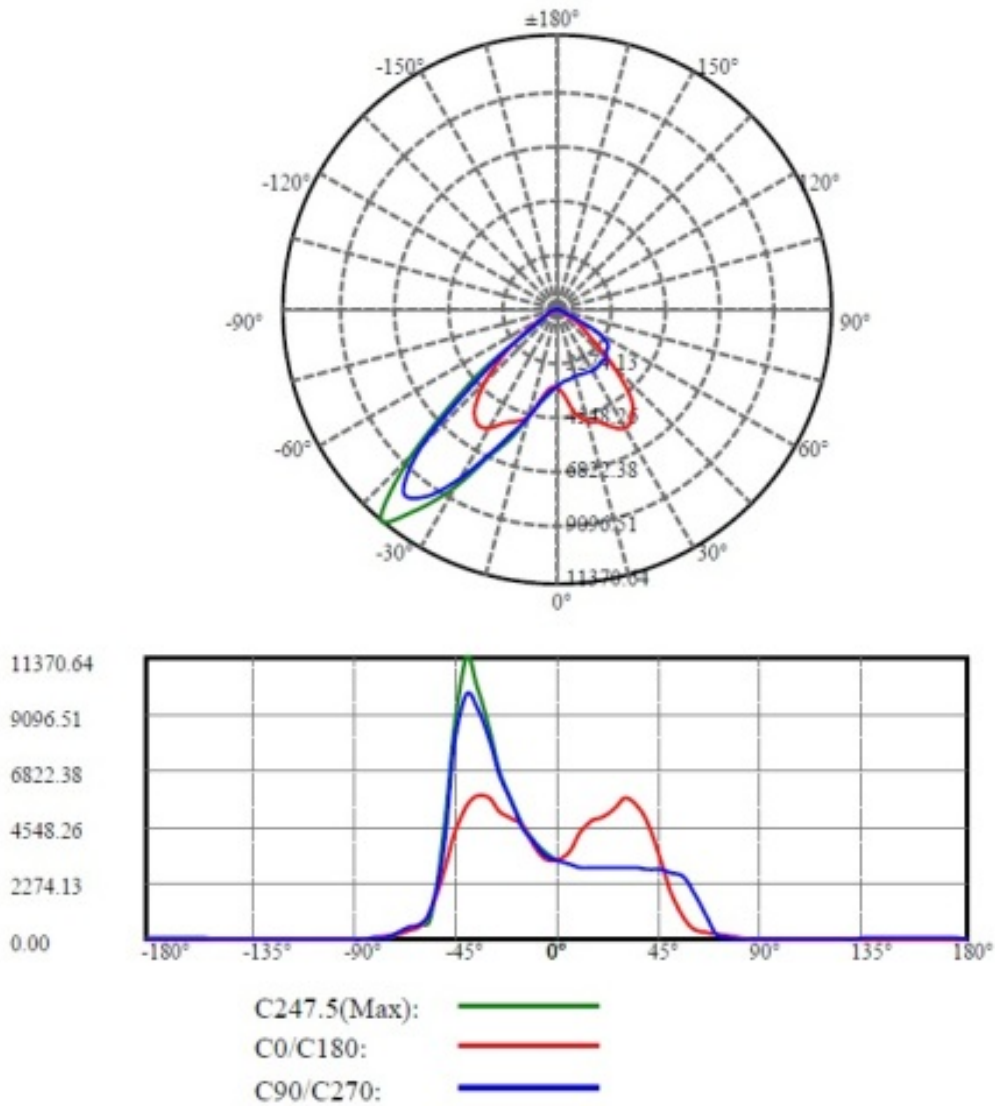
<p>Copy of marking plate</p> <p>N/A</p>
<p>Summary of testing:</p> <p>Tests were performed according to particular requirements of client. The tests were conducted under 230 V~, 50 Hz under client's requirement.</p>

<p>Test item particulars</p> <p>Lamp cap —</p> <p>Lamp identification —</p> <p>Commission received from Applicant</p> <p>Date 2015-11-06</p> <p>Ambient temperature 25 °C</p> <p>IP number —</p>
<p>Possible test case verdicts:</p> <p>- test case does not apply to the test object..... : N/A (not applicable)</p> <p>- test object does meet the requirement : P (Pass)</p> <p>- test object does not meet the requirement : F (Fail)</p>
<p>Testing</p> <p>Date of receipt of test item..... : 2015-11-06</p> <p>Date (s) of performance of tests..... : 2015-11-06 to 2015-11-12</p>
<p>General product information:</p> <p>The product can emit neutral white light when powered.</p>

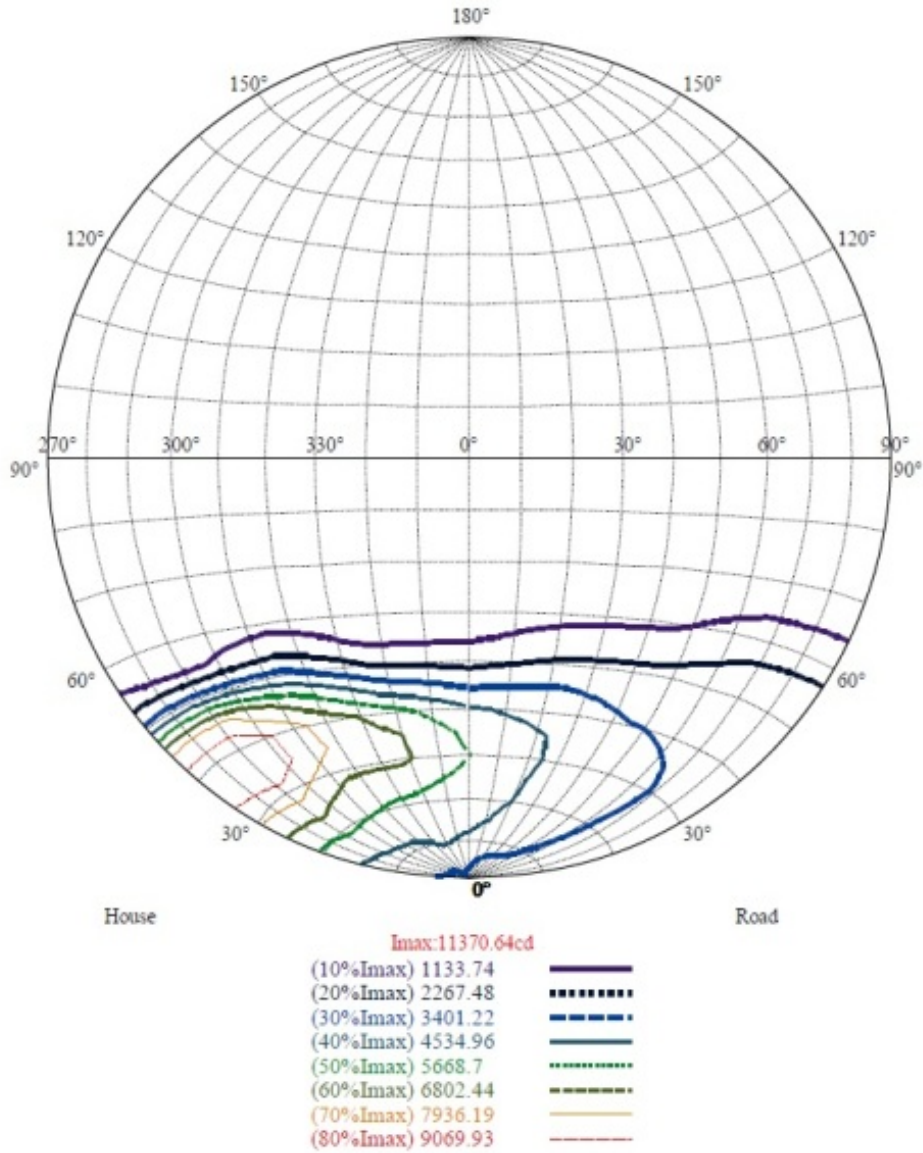
Test Results:**BLP-FL150W05(4000K):**

PHOTOMETRIC DATA			
Imax(cd)	11370,64	Icen(cd)	3159,85
Luminous Efficacy	96,38 lm/W	Beam angle	47,30
TOTAL FLUX(lm)	13705,42	CIE type	Direct
η UP(%)	1,10	η DOWN(%)	98,90

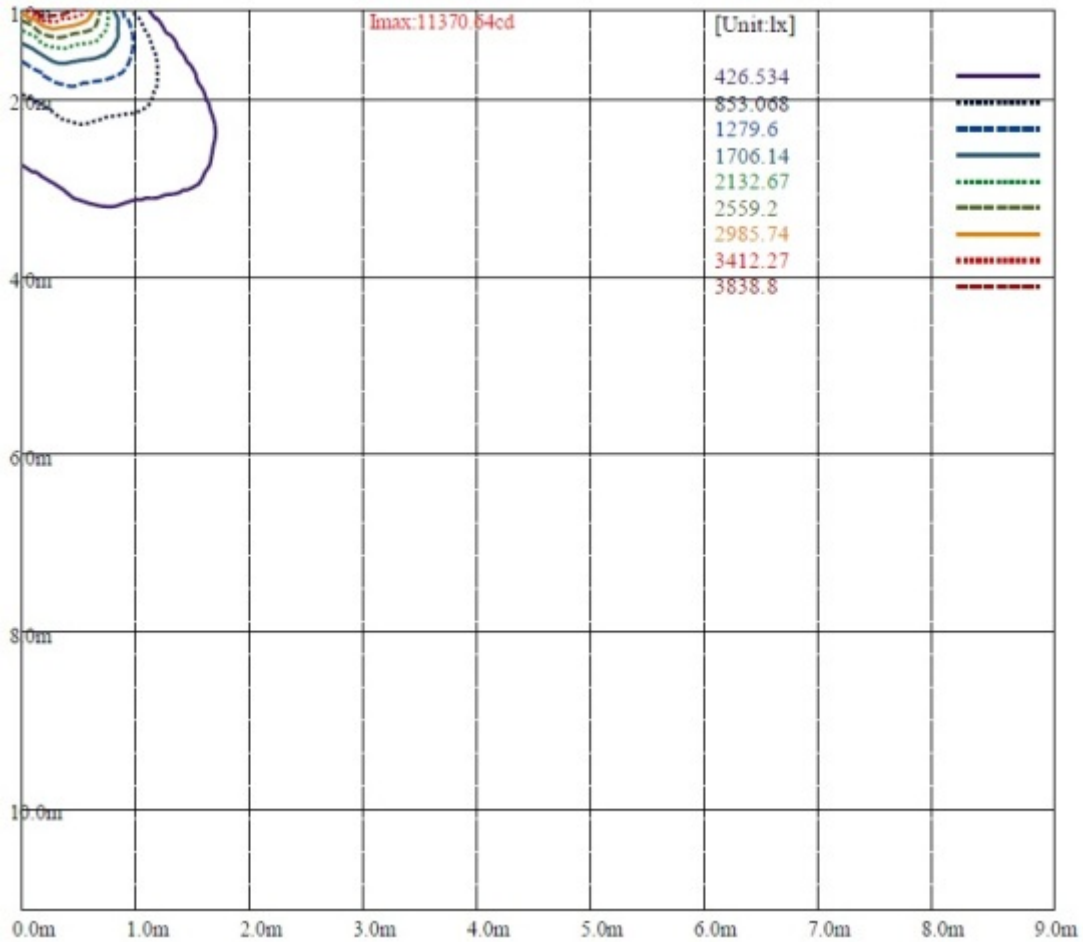
Luminous Intensity Distribution Diagram



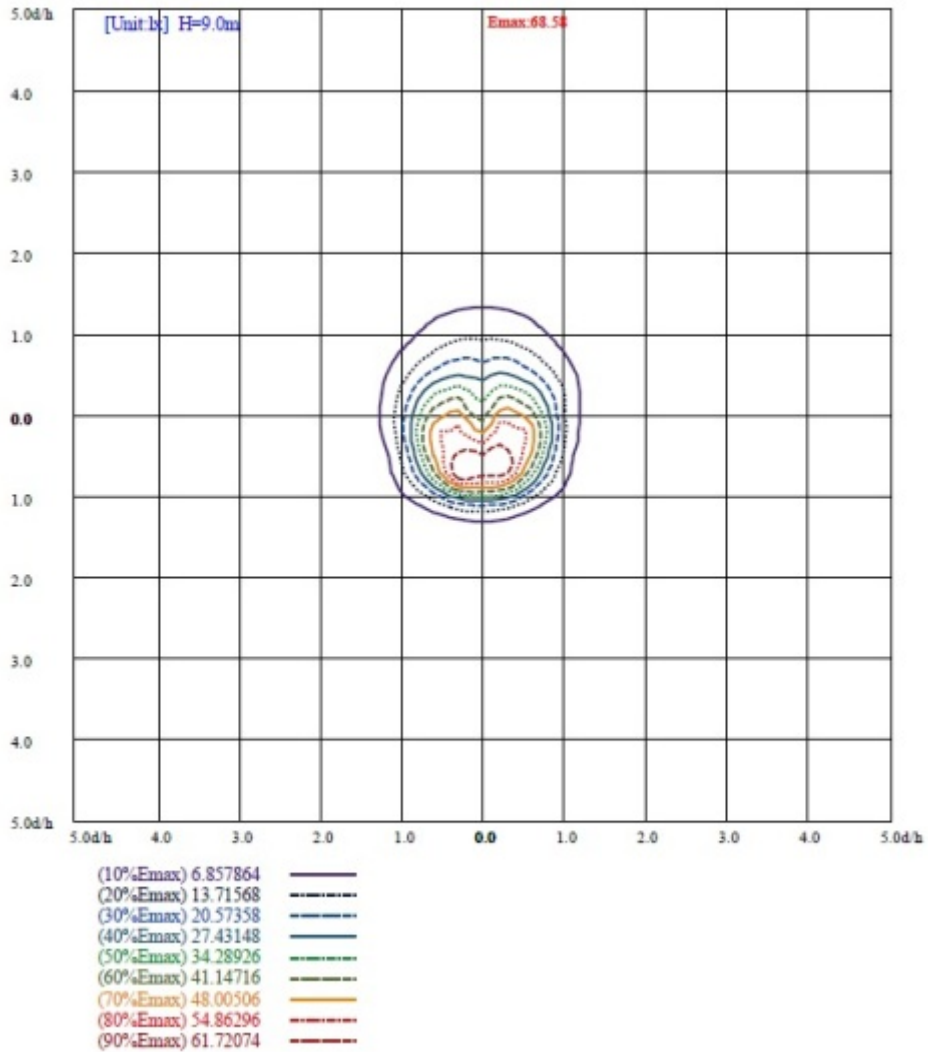
Isocandela Diagram (cyclo-net)



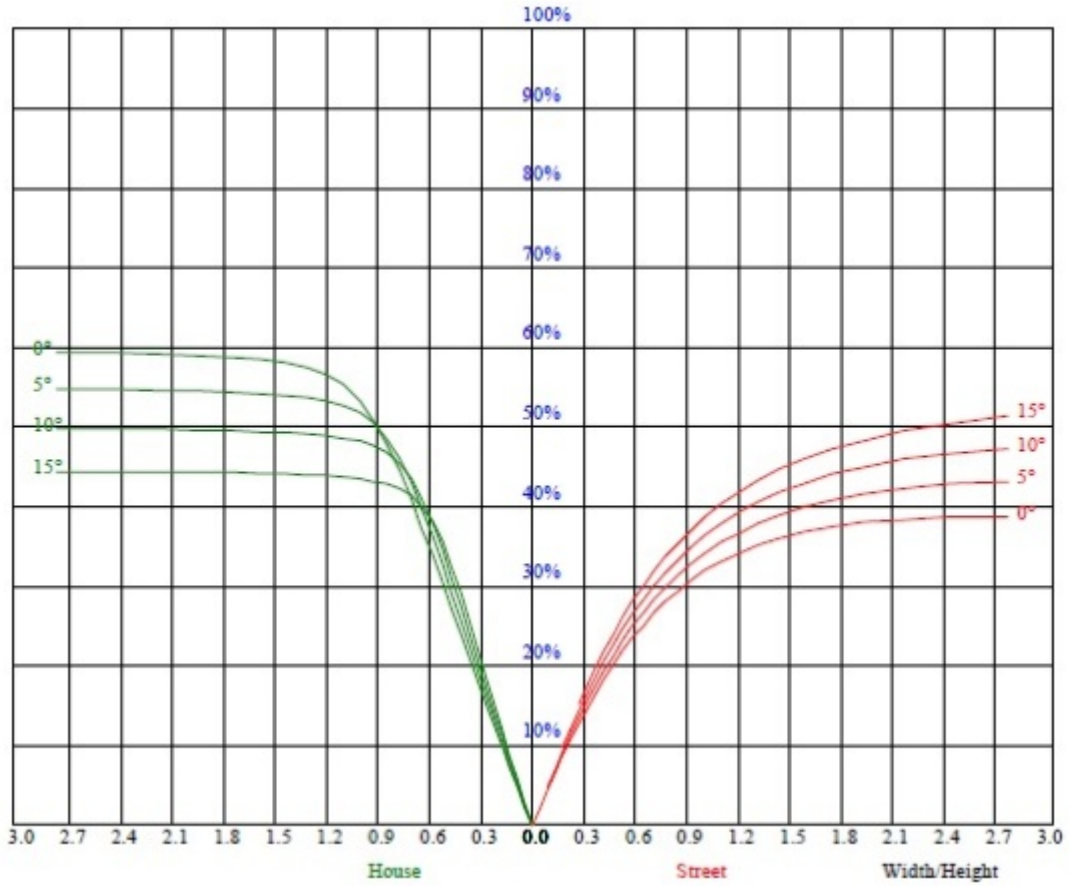
Isolux diagram



Isocandela diagram



Coefficient Utilization Curve



Commission test report

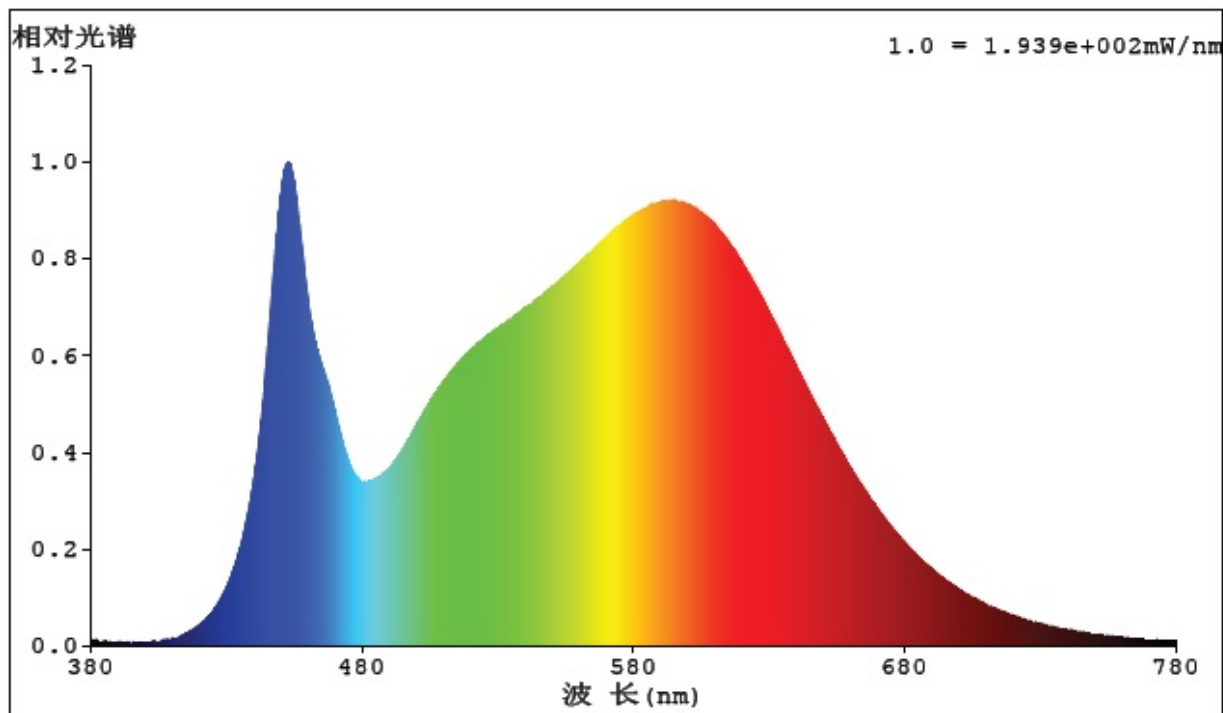
Report No.: GZES151101352931

Date: 2015-11-12

Test Results:


Luminaire Input Voltage	Input Current	Luminaire Watts	Power Factor
230 V	0,646 A	143,20 W	0,964
Radiant Flux mW	Peak wavelength	Corr.Color Temperature K	Color Rend. Index Ra
31,532 W	453 nm	4065 K	83,7
Chroma x	Chroma y	Chroma u	Chroma v
0,3786	0,3787	0,2231	0,5021

Spectrum distribution:



ANNEX 1: Photo documentation

Details of: General view for the product



Details of: General view for the product



Details of: General view for the LED

--- End of Report ---